

Nexus Door Hinge




Features

- Designed specifically for PVCu door applications
- Unique 3D adjustability – Lateral, Height & Compression:
 - Lateral +5mm / -5mm
 - Height +4mm / -1mm
 - Compression +0.75mm / -0.75mm
- Accommodate profiles with a step of 15mm – 23.5mm
- Standard and Deep body options available
- Stainless steel stabilising pins locate into the reinforcement providing enhanced security
- Non-handed. Suitable for inward and outward opening doors
- Locating eccentric pin and secure cover plate
- Fixing jig available
- Designed to meet the requirements of PAS 024:2012 as part of a compliant door system


Fab&Fix finishes available:



Hardex
Chrome




Hardex
Graphite



Anthracite
Grey



Hardex
Bronze



Hardex
Gold

Nexus Door Hinge

Ordering Details

Nexus Door Hinge

Product Part No.

100mm Standard Body

Finish	Single Pack	Bulk Pack
Black	DNN2BL0001J	DNN2BL0008
Brown	DNN2BN0003J	DNN2BN0008J
Cream	DNN2CR0006J	-
Polished Gold	DNN2DG0001J	-
Polished Chrome	DNN2DC0001J	DNN2DC0008
Satin	DNN2HS0006J	-
White	DNN2WH0006J	DNN2WH0008J
Anthracite Grey	DNN2AG0006J	-
Hardex Graphite	DNN2GR0009	-

100mm Deep Body

Black	DNND BK0002J	-
Brown	DNND BN0002J	-
Polished Gold	DNND DG0002J	-
Polished Chrome	DNND DC0002J	-
White	DNND WH0002J	-
Hardex Bronze	DNND BB0002	-
Hardex Chrome	DNND BC0002	-
Hardex Graphite	DNND GR0002	-
Hardex Gold	DNND HG0002	-

Accessories

Finish	Cover Caps	Screw End Cap
Black	DNN2BL0010	DNN2BL0003
Brown	DNN2BN0001	DNN2BN0002
Polished Gold	DNN2DG0001	DNN2GD0002
Polished Chrome	DNN2DC0004	DNN2DC0005
White	DNN2WH0001	DNN2WH0002

Fixing Jig	DAJGBL0100
Fixing Screws 4.8 x 29mm	DNN2OT0002
Fixing Screws 4.8 x 45mm	DNN2OT0003
Fixing Screws No 10 x 55mm	DNN2OT0004

Packaging

Single Pack

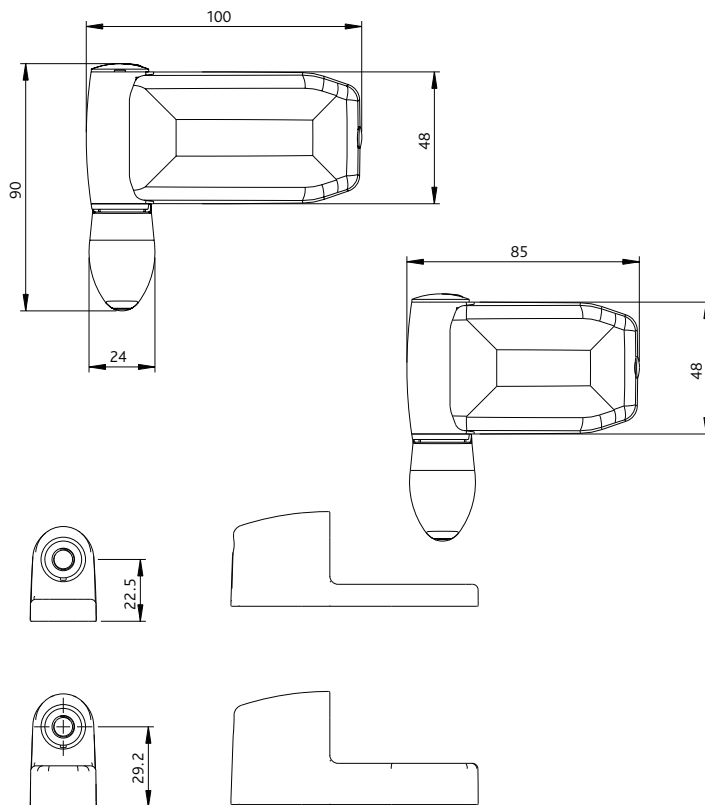
1 hinge per individual box, 24 hinges per outer box

Bulk Pack

24 hinges per box

Maintenance

All moving parts should be lightly lubricated using a light non-acidic mineral oil (e.g. "3 in 1") twice per year and the surface cleaned with a soft damp cloth. The product may need to be adjusted and fixings tightened to ensure a satisfactory operation.



Not to scale.

All dimensions are in mm and are nominal.

ERA reserves the right to change specification without notice
It is the responsibility of the door manufacturer to ensure that the finished product meets any required safety and performance specification

Technical Information

Corrosion resistance

Meets the requirements of BS EN 1670:2007 Grade 4 - 5 (240 - 480 hours)

Operation

Endurance tested in excess of 50,000 cycles

Max Weight Per Door

2 hinges - up to 80kgs

3 hinges - up to 100kgs

Adjustability

Lateral +5mm/-5mm, Height +4mm/-1mm, Compression +0.2mm/-0.2mm

Material Specification

Hinge Body, Flag & Cover: Zinc alloy casting

Coatings:

Black Powder Paint RAL 9005, Brown Powder Paint RAL 8019, Cream Powder Paint RAL 9001, Light Brown Powder Paint, White Powder Paint Hypca White, Anthracite Grey RAL 7016
Polished Gold and Chrome, Satin Chrome, Hardex Graphite, Bronze, Chrome and Gold

Slider:

Zinc base and yellow passivated

Exposed Hinge Support Pins:

Stainless Steel