

Sensei Tilt Lock and Turn



Features


- **Handle locks both in the closed position and the tilt position**
Provides additional safety by preventing unwanted change in window position
- **Solid die cast zinc construction**
Heavyweight handle with sturdy feel
- **Heavy duty sprung latching wedge**
Positive click on closing
- **Long handle with 51mm window clearance**
Greater leverage and easy to operate without catching a hand on the window
- **Classic design with a contemporary twist**
Create an elegant and stylish window
- **Patented cover caps with colour coordinated finish**
Perfectly matching components, even down to the smallest details
- **Secured by Design**
Additional peace of mind
- **Keys click into place when inserted**
Wont fall out of the lock, even when pivoting the lever
- **Operating instructions available on request**
Instructions available for the end user




Hardex
Chrome




Hardex
Satin



Hardex
Bronze



Hardex
Gold



Antique
Black



White

Sensei Tilt Lock and Turn

Ordering Details

Product

Sensei Tilt Lock & Turn

Finish

Part No.

	35mm	40mm
White	0G420	0G440
Hardex Chrome	0G421	0G441
Hardex Satin	0G422	0G442
Hardex Bronze	0G423	0G443
Hardex Gold	0G425	0G445
Antique Black	0G426	0G446

Technical Information

Corrosion resistance

Meets the requirements of BS EN 1670:2007 Grade 5 (480 hours)

Operation

Endurance tested in excess of 50,000 cycles

Performance

Tested to meet the requirements of PAS 24:2012 as part of a compliant window

Material Specification

Handle Grip and Backplate: High quality Zinc for all finishes

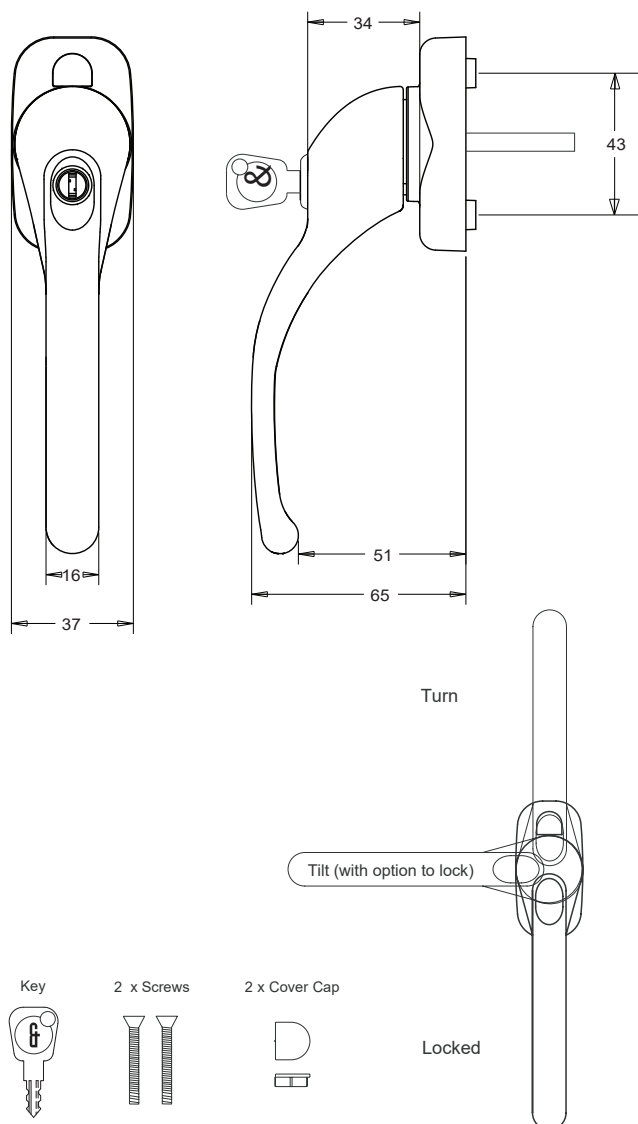
Maintenance

For continued protection of the quality finish and appearance, Fab&Fix advise routine cleaning of all our external hardware. Moving parts should also be lightly lubricated at least twice a year. This procedure is particularly essential if products are used within a 25-mile radius of coastal areas or close proximity to building sites or large industrial areas, where more frequent cleaning may be required to prevent the accumulation of corrosive contaminants.

Packaging

Handles

Individually bagged with screws, spindle and care instructions.



Key

2 x Screws

2 x Cover Cap

Locked

All dimensions are in mm and are nominal.
Fab&Fix reserves the right to change specification without notice.
It is the responsibility of the window manufacturer to ensure that the finished product meets any required safety and performance specification.