

### Architectural Sprung Inline Lever Pad




#### Features

- **Solid die cast construction with heavy duty spring cassette**  
Sturdy feel and consistent 90 degree lever return
- **Contemporary lever and low friction nylon bush**  
Easy to grip and smooth action
- **Standard handle supplied with screw pack to suit both 44mm and 70mm profiles**  
Everything needed for installation included
- **Colour coordinated screw heads**  
Perfectly matching hardware, even down to the smallest details
- **Wide backplate**  
To suit cylinder guards and accommodate larger cylinder preparation
- **Supplied with care instructions**  
Helps the homeowner to keep the hardware in optimal condition
- **Supplied fully assembled**  
Simple and quick installation, no need to fit springs or lever
- **Each part packaged in a separate chamber, but supplied as a set**  
No scratching of parts during transit




Hardex  
Chrome



Hardex  
Graphite



Hardex  
Bronze



Hardex  
Gold

### Architectural Sprung Inline Lever Pad

#### Ordering Details

##### Product

Architectural Sprung Inline Lever Pad

##### Finish

##### Part No.

Hardex Chrome	1W100
Hardex Bronze	1W101
Hardex Gold	1W102
Hardex Graphite	1W103

#### Technical Information

##### Corrosion resistance

Meets the requirements of BS EN 1670:2007 Grade 5 (480 hours)

##### Operation

Endurance tested in excess of 50,000 cycles

##### Performance

Tested to meet the requirements of PAS 24 as part of a compliant door set

#### Material Specification

Handle Grip and Backplate: High quality Zinc for all Hardex finishes

Coatings: Hardex Chrome, Hardex Bronze, Hardex Gold and Hardex Graphite

Screws: Machine screws with colour coordinated heads for handle.  
70mm profiles (2 x M5 x 80mm screws)  
44mm profiles (2 x M5 x 55mm screws)

Cylinder: Euro Cylinder, 92mm PZ

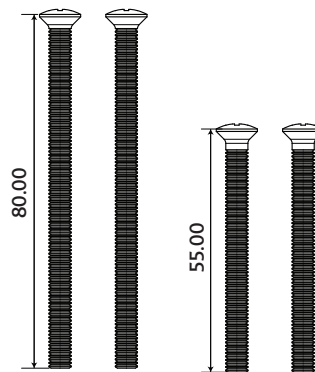
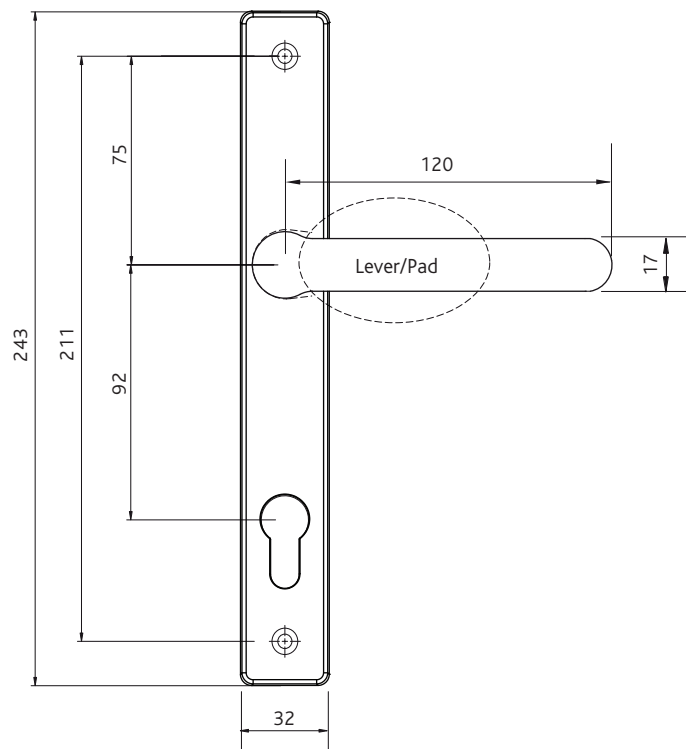
#### Maintenance

For continued protection of the quality finish and appearance, Fab&Fix advise routine cleaning of all our external hardware. Moving parts should also be lightly lubricated at least twice a year. This procedure is particularly essential if products are used within a 25-mile radius of coastal areas or close proximity to building sites or large industrial areas, where more frequent cleaning may be required to prevent the accumulation of corrosive contaminants.


#### Packaging

##### Handles

Individually bagged with screws and care instructions.  
8 handles in an outer box.



Backplate



All dimensions are in mm and are nominal.  
Fab&Fix reserves the right to change specification without notice.  
It is the responsibility of the door manufacturer to ensure that the finished product meets any required safety and performance specification.