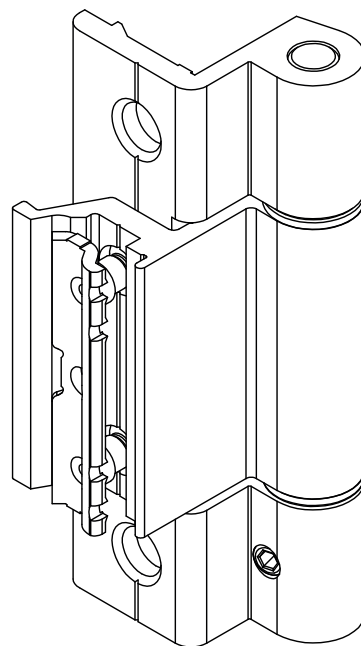


Bridge 2

Features

- Clamp hinge for light weight bottom hung windows and doors using channels/ eurogroove
- Non adjustable two handed hinge
- Supplied pre-assembled and can be re-handed easily by reversing the hinge
- Enables fast installation and accurate positioning of the hinge
- Plate for fixing the hinge on the frame side supplied as separate component with the hinge
- Special shape of fixing plate fitted to the sash (patent Rapid system) guarantees a secure attachment of the hinge to the profile
- Removable pin allows sash and frame to be separated without detaching the hinge from the profile



Ordering Details

Product

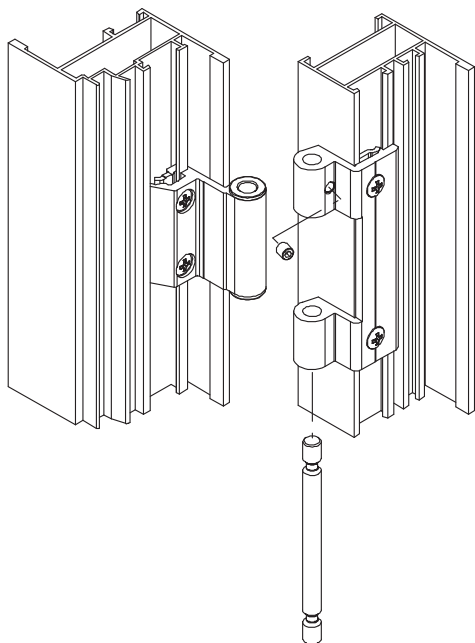
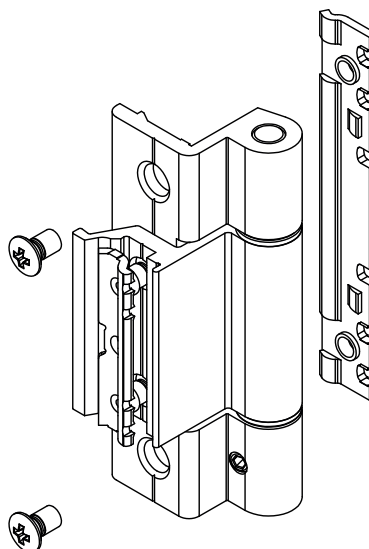
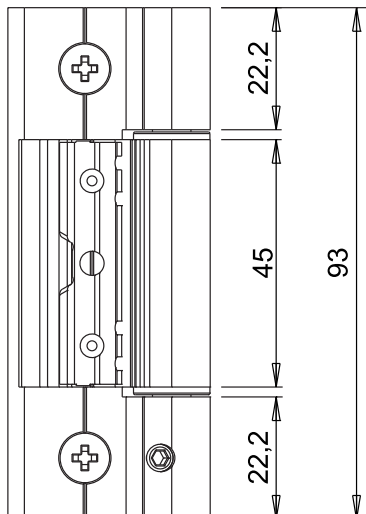
Bridge 2 (suitable for profile C001 and C002)

Finish	Part No.
Silver	G00600376N
White (RAL 9010)	G00600410N
Black (RAL 9005)	G00600500N

Please contact the sales office for part numbers suitable for other aluminium profiles



Bridge 2



All dimensions are in mm and are nominal.
Giesse reserves the right to change specification without notice.
It is the responsibility of the manufacturer to ensure that the finished product meets any required safety and performance specification.

Technical Information

Max Weight Per Door

2 Hinges - 90kg

3 Hinges - 100kg

Assuming fixtures of 2000mm height and 1000mm width

Material Specification

Hinge Body	Extruded Aluminium
Coatings	Silver Oxidised Black Powder Coated (RAL 9005) White Powder Coated (RAL 9010)
Fixing Plate and Pin	Stainless Steel
Bushes	Acetal
Screws	Stainless Steel

Maintenance

All moving parts should be lightly lubricated using a light non-acidic mineral oil (e.g. "3 in 1") twice per year and the surface cleaned with a soft damp cloth. The product may need to be adjusted and fixings tightened to ensure a satisfactory operation.

Packaging

Hinges
20 per box