


### Sash Travel Restrictors




### Features


- Convenient**  
Simple and cost effective method to restrict the opening on sliding sash windows
- Designed with safety in mind**  
The robust restrictor positioned on the sash limits the opening of the window. Prevents the travel of the sash beyond a designated position.
- Enhanced security**  
With a key lockable spring loaded bolt, simply closing the bolt will allow the sash to move freely
- Ease of application**  
Non-handed for ease of application and stocking. It is recommended that a restrictor is fitted to both sides of the sash
- Discreetly sits on window**  
Routed into the sash discreetly to appear as part of the window, with both side and face fix versions available for maximum choice
- Perfectly Matching**  
Available in the complete range of Hardex finishes that perfectly matches to the hardware range for sliding windows, casement windows and doors
- Designed for PVCu, Timber and Aluminium sliding windows**  
To suit all window materials




Hardex  
Chrome




Hardex  
Satin




Hardex  
Graphite



Hardex  
Bronze



Hardex  
Gold



Antique  
Black



White

### Sash Travel Restrictors

#### Ordering Details

##### Product

##### Sash Travel Restrictor

Finish	Side Fix	Face Fix
Hardex Chrome	BF-STP-SF-HC	BF-STP-FF-HC
Hardex Bronze	BF-STP-SF-HB	BF-STP-FF-HB
Hardex Gold	BF-STP-SF-HG	BF-STP-FF-HG
Hardex Graphite	BF-STP-SF-GR	BF-STP-FF-GR
Hardex Satin	BF-STP-SF-HS	BF-STP-FF-HS
Antique Black	BF-STP-SF-AB	BF-STP-FF-AB
White	BF-STP-WHI03	BF-STP-WHI07

#### Technical Information

##### Corrosion Resistance

Meets the requirements of BS EN 1670:2007 Grade 5 (480 hours)

##### Performance

Meets the requirements of BS EN 14351-1 clause 4.8

#### Material Specification

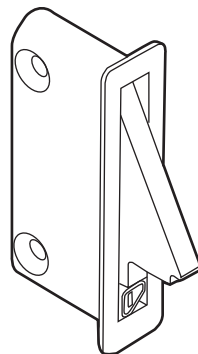
Lock body:	Zinc Die Cast, Stainless Steel
Bolt:	Steel
Coatings:	Hardex Chrome, Hardex Bronze, Hardex Gold, Antique Black, Hardex Graphite and White.
Bolt stop:	Nylon
Key:	Aluminium
Recommended screws:	4mm x 20/25mm twin thread countersunk pozi No2 point screws

#### Packaging

##### Sash Travel Restrictors

Individually bagged, 200 per box

Side fix



Face fix

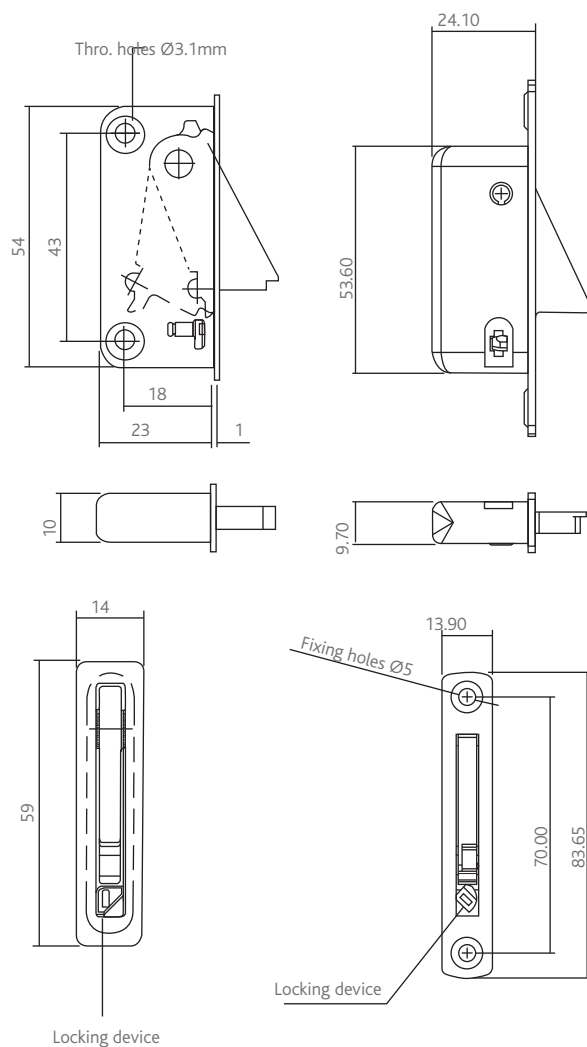
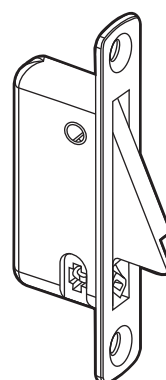


Diagram not to scale  
All dimensions are in mm and are nominal.  
ERA reserves the right to change specification without notice